



JAPANESE LANGUAGE SCHOOL

Affiliated With

TOKYO INTERNATIONAL UNIVERSITY

School Guide



| Chancellor's Message



Japanese: A Language of the World

At the Japanese Language School affiliated with Tokyo International University, young students from countries all over the world gather to receive a comprehensive Japanese education, enriched with opportunities to experience and learn Japanese customs and the structure of Japanese society. As our school name indicates, the Japanese Language School affiliated with Tokyo International University is well renowned among Japanese language schools as an educational institution directly connected to an established university. Accordingly, students who study at our school are able to exchange information firsthand about Japanese vocational schools, universities, and graduate schools with exchange students enrolled at Tokyo International University. Japan adds to economics, education, culture, technology, and medicine in the international community, contributing to the world across all fields as a developed nation. By studying and mastering Japanese, the occasions open for your active participation in this world will broaden with your future. We hope that you take this opportunity at the Japanese Language School affiliated with Tokyo International University to cultivate Japanese abilities that you can put into practical use in the international community.

Tokyo International University Foundation Chancellor and Chair
Nobuyasu Kurata

| Principal's Message

Toward the Realization of Future Dreams

Our school opened in 1987 as an affiliated school of Tokyo International University. Since its opening, the school has been offering a curriculum that provides a full range of Japanese language education, and is regarded both in Japan and abroad as a Japanese language school that has strength in preparing students to enter graduate schools and universities.

Studying abroad is the first step to challenge the new version of yourself. Interacting with people that have various cultural and social backgrounds is not only a great opportunity to acquire language and specific knowledge, but also a great chance to deepen your understanding of the country and its people.

In order to help you fulfill your purpose of coming to Japan, our staff will provide you with individual guidance in all aspects of your daily life and detailed career guidance, fully supporting your career path.

We hope that your study in Japan will become a big step toward realizing your dreams for the future, and that you will grow up to be active players in the global stage.

Japanese Language School Affiliated with Tokyo International University Principal
Shizuka Kurata



INDEX

01	Greetings	11-12	Tokyo International University Special Recommendation System
02	School Information	13	Events / Club Activities
03-04	Our Key Strengths	14	Campus Facilities / Life in Japan
05-06	Course Information / Curriculum Objectives	15	Application Guidelines
07-08	Curriculum Overview	16	Application Documents
09-10	Academic / Career Guidance	17-18	Tuition / Scholarships

A long-established, full-time Japanese language school affiliated with Tokyo International University

As a Japanese language school affiliated with a university under an educational foundation, our school has a long history and is recognized as one of the most trusted educational institutions among Japanese language schools in Japan. Tokyo International University, our parent institution, proudly welcomes approximately 1,800 international students from around the world, ranking among the top universities in Japan for internationalization.

Our affiliated Japanese language school was established to further develop the expertise and network of international exchange gained through interactions with these international students and faculty at Tokyo International University. Our curriculum is designed to prepare students for entrance examinations at graduate schools, universities, junior colleges, and vocational schools, offering a flexible program that meets a wide range of learning needs. As one of the few full-time Japanese language schools in Japan, we ensure sufficient class hours to improve students' Japanese proficiency in a short period of time and achieve their respective study abroad goals.

You may have various concerns regarding studying in Japan or choosing a Japanese language school. However, at our school, you can pursue your goals with confidence and peace of mind. We invite you to learn with us and turn your dreams into reality!



School Philosophy

Nurturing truly internationally minded people through 'Kotokushin' (unbiased harmony)

Educational Purpose

Intending to contribute to a harmonious society that respects cultural diversity, we foster students' understanding of Japanese culture, customs, and ways of life. Through this learning process, students develop their character and grow into true global citizens with a strong sense of public virtue, capable of contributing to peace and development in the international community.

Educational Goal

Achieving Japanese language proficiency at CEFR Level B2 (equivalent to JLPT N2)

Advance to the desired educational or career pathway

Develop the ability to adapt to Japanese society

Cultivate a deep understanding of and respect for Japanese culture

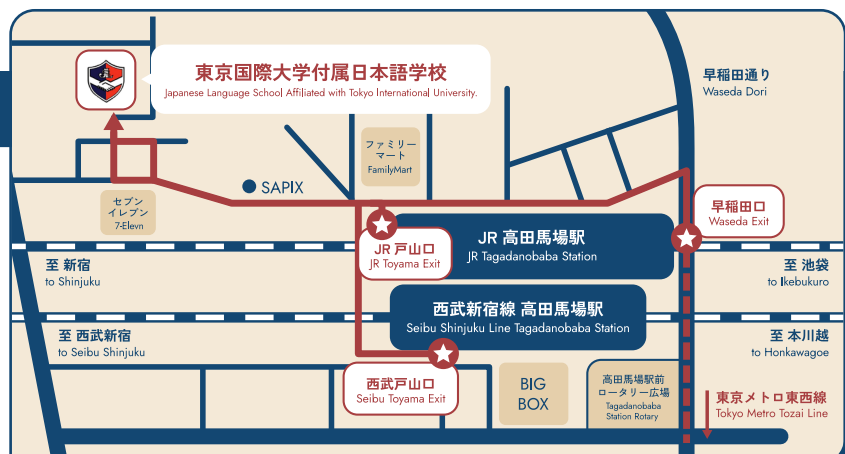
School Overview

Establishing Body	Tokyo International University Foundation Chancellor and Chair - Nobuyasu Kurata	Year of Establishment	April 1, 1987
Establisher's Address	4-23-23 Takadanobaba, Shinjuku-ku, Tokyo 169-0075	School Address	4-23-23 Takadanobaba, Shinjuku-ku, Tokyo 169-0075
School name	Japanese Language School affiliated with Tokyo International University	Phone Number	03-3371-6121
Principal	Shizuka Kurata		

ACCESS

Excellent Accessibility
4-minute walk from
Takadanobaba Station
(Toyama Exit)

Three railway lines, including JR Yamanote Line, Seibu Shinjuku Line, and Tokyo Metro Tozai Line, are accessible from the nearest station, Takadanobaba Station.

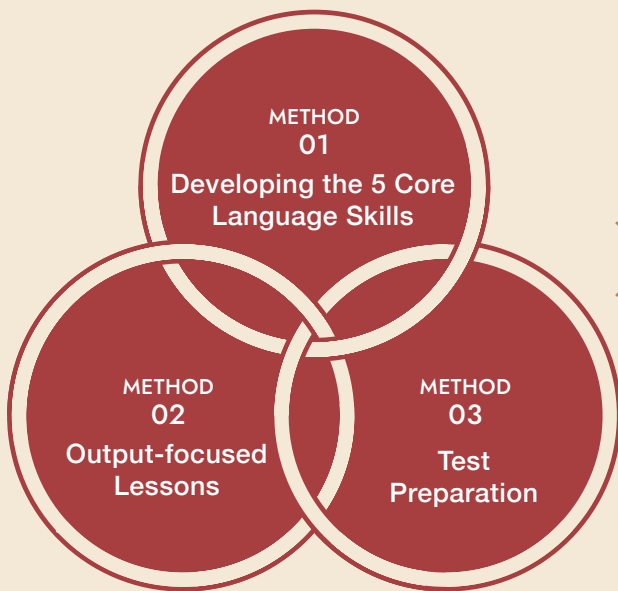


12 Key Features

Built on a solid educational foundation as an affiliated school of Tokyo International University, we offer a full-time curriculum with a strong emphasis on practical Japanese language education.

Through exam preparation, recommendation admission system, detailed learning support, and the advantages of a central Tokyo location, we are dedicated to helping each student achieve their individual goals.

STRONG POINTS

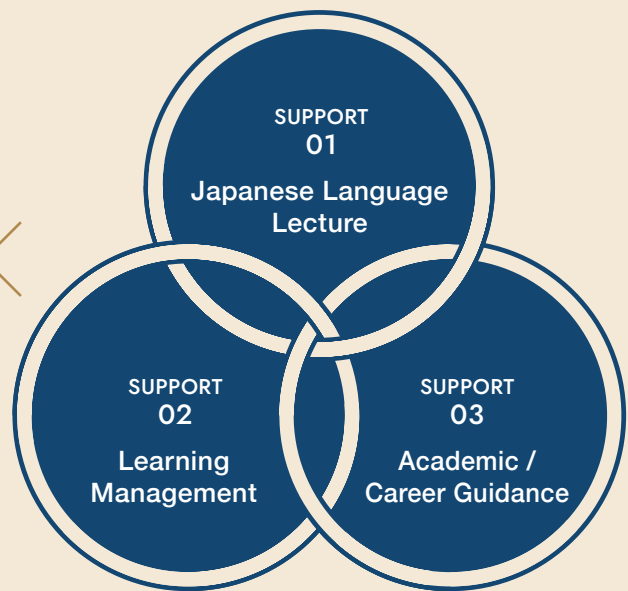


Practical Japanese Language Teaching Methods

METHOD 01 Integrated Development of the Five Skills: Listening, Reading, Speaking (Interaction), Speaking (Presentation), and Writing

METHOD 02 Output-focused lessons focusing on presentation and conversation practice

METHOD 03 Comprehensive test preparation for JLPT, EJU, and other exams



Faculty and Admin Staff Support System

SUPPORT 01 A thorough Japanese language learning support system that supports every student from multiple perspectives

SUPPORT 02 Supporting the development of self-directed learning management skills

SUPPORT 03 Dedicated academic/career guidance

01



University-affiliated
Institution

02



One of the Few
Japanese Language
Schools Offering 880
Class Hours per Year

03



Practical Japanese
Language Lessons
Focusing on Speaking

04



Level-based Class
Organization

05



Personalized Support
from Homeroom
Teachers

06



A Team-teaching
Approach Centered on
the Homeroom Teacher for
Well-rounded,
Detailed Guidance.

07



Required Test
Preparation through
Elective Courses

08



Designated School for
Recommendation-Based
Admission to Many
Prestigious Institutions

09



Generous Scholarship
Opportunities

10



Experience Japanese
Culture through Club
Activities

11



Accredited Institution
Eligible for Student
Discounts on Commuting
and Travel

12



Conveniently Located
in Central Tokyo with
Excellent Facilities

5 Courses + Advanced Track available

We offer five courses plus an advanced track tailored to each student's goals and future path, providing strong support for every student's success.

Academic Japanese Course for Higher Education

This course is designed for those aiming to enter a Japanese university or vocational school, or to find employment in Japan.

1-year 1.5-year 2-year



COURSE POINT

We set clear goals and provide instruction tailored to each student's level. With more class hours than most other schools, students can develop a thorough command of Japanese. For beginner-level students who need a little extra support, supplementary lessons will be provided outside of regular class hours as needed. Intermediate and advanced classes include NIE (Newspaper in Education) lessons designed to dramatically improve Japanese language proficiency.

Preparatory Education Course

This course is designed for students who have completed less than 12 years of secondary education and wish to qualify for admission to Japanese universities or vocational schools.

1-year 1.5-year



COURSE POINT

By completing the required curriculum — which includes core subjects such as English, mathematics, science, and general studies — students become eligible to apply to Japanese universities and vocational schools. The Japanese language component follows the same curriculum as the Academic Japanese Course for Higher Education

*NIE (Newspaper in education): A teaching method that incorporates newspapers as classroom learning materials.

+ Advanced Track: A direct path to Tokyo International University

+Advanced Track

(Academic Japanese Course for Higher Education/ Preparatory Education Course)

Designed for students with Tokyo International University as their advancement goal at the time of enrolling in the Japanese language school.



COURSE POINT

With a clear post-graduation path already in place, students can focus entirely on Japanese language studies with peace of mind. A wide range of exclusive benefits are available, including special admission privileges and scholarships for Tokyo International University — advantages unique to affiliated Japanese language school. (For details, please refer to p.11.)

Advanced Track combinations

Academic Japanese Course for Higher Education + Advanced track

Preparatory Education Course + Advanced track



Short-Term Auditing Course

This course is designed for those who wish to study Japanese for a short period (1 to 3 months).



Short-Term Experience Program

This program is designed for individuals with zero Japanese proficiency (including complete beginners).



Private Lessons

Tailored to each student's individual needs and goals, available in both one-on-one and group formats.

Learning Achievement Levels from Admission to Graduation

Based on each student's Japanese proficiency at the time of enrollment, the program guides students step-by-step from A1 (equivalent to JLPT N5) through A2, B1, and B2. From beginner to upper-intermediate levels, clear learning objectives are set for each stage, with comprehensive development of vocabulary, grammar, reading comprehension, listening comprehension, and conversation skills. Upon completion, students will have acquired practical Japanese language proficiency equivalent to JLPT N2, equipping them with the skills needed for higher education or future career advancement.

Level	Lower beginner	Upper beginner	Lower Intermediate	Upper Intermediate	Advanced
Target Japanese proficiency level	A1 Level Equivalent to JLPT N5	A2 Level Equivalent to JLPT N4/N3	B1 Level Equivalent to JLPT N3/N2	B2 Level Equivalent to JLPT N2/N1	C1 Level JLPT N1 or above
		Academic Japanese Course for Higher Education (1-Year)	6 months	6 months~	
	Academic Japanese Course for Higher Education (1.5-Year)	6 months	6 months	6 months~	
Academic Japanese Course for Higher Education (2-Year)	3 months	6 months	6 months	9 months~	

*This is an estimate of the time required to reach the target level from the starting level.

*Students who demonstrate Japanese proficiency above the designated starting level at the time of enrollment will aim to achieve C1 level.

Study Period and Progress

The study period is set according to each student's goals, with options of 1-year, 1.5-year, and 2-year programs.

Each level is built up steadily in 3 to 6-month units. Weekly and total class hours are secured, with progress managed in stages based on CEFR learning objectives (Can-Do statements). Through a well-paced curriculum design, stable academic improvement from beginner to upper-intermediate level can be achieved.

CEFR Level	Target Japanese proficiency level (Can do)	Class hours per week	Duration (months/weeks)	Total class hours
A1 Lower beginner Equivalent to JLPT N5	Can understand and use common everyday expressions and basic phrases. Capable of introducing oneself and others, as well as asking and answering questions about personal details.	20 class hours	3 Months 10 Weeks	200 class hours
A2 Upper beginner Equivalent to JLPT N4/N3	Within simple, everyday contexts, students can understand commonly used phrases and expressions and exchange basic information. Capable of describing one's background, immediate surroundings, and matters of direct necessity using simple language.	20 class hours	6 Months 20 Weeks	400 class hours
B1 Lower Intermediate Equivalent to JLPT N3/N2	Capable of understanding the main points of familiar topics and producing clear, coherent texts. Able to describe experiences, events, and aspirations, and briefly explain reasons and descriptions related to opinions and plans.	24 class hours	6 Months 20 Weeks	480 class hours
B2 Upper Intermediate Equivalent to JLPT N2/N1	Capable of understanding the main content of complex texts on both concrete and abstract topics. Able to converse fluently and naturally with proficient Japanese speakers. Can produce clear and detailed texts on a wide range of topics, and explain one's own perspective with supporting reasons.	24 class hours	6 Months 20 Weeks	480 class hours
C1 Advanced JLPT N1 or above	Capable of understanding a wide variety of demanding and lengthy texts, and expressing oneself fluently and naturally. Able to produce clear, well-structured, and detailed texts on complex topics, developing a viewpoint and bringing it to an appropriate conclusion.	20~24 class hours	6 Months 20 Weeks	400~480 class hours

COURSE OVERVIEW

Academic Japanese Course for Higher Education / Preparatory Education Course

Course Duration		1-year Course	1.5-year Course	2-year Course
Required Japanese Proficiency Level upon Admission	Kanji-using Countries	Japanese language proficiency at CEFR A2 level (equivalent to JLPT N4) or higher	Japanese language proficiency at CEFR A1 level (equivalent to JLPT N5) or higher	Japanese language proficiency level of CEFR A1 (equivalent to JLPT N5) or higher, with the ability to read and write hiragana and katakana without difficulty
	Non-Kanji-using Countries	Japanese language proficiency at CEFR B1 level (equivalent to JLPT N3) or higher, plus knowledge of approximately 650 kanji characters	Japanese language proficiency at CEFR A2 level (equivalent to JLPT N4) or higher, plus knowledge of approximately 300 kanji characters	Japanese language proficiency at CEFR A1 level (equivalent to JLPT N5) or higher, plus knowledge of approximately 100 kanji characters
Admission Period		April	October	April
Total Class Hours		Total Japanese Class Hours: 880 hours +192 class hours of core subjects for Preparatory Education Course	Total Japanese Class Hours: 1,320 hours +192 class hours of core subjects for Preparatory Education Course	Total Japanese Class Hours: 1,720 hours
Curriculum Objectives		<ul style="list-style-type: none"> ✓ Japanese language proficiency: CEFR B2 (equivalent to JLPT N2) or higher ✓ Can understand the main points of complex texts on both concrete and abstract topics, including technical discussions in one's field of expertise ✓ Can interact with proficient Japanese speakers fluently and naturally 		

Academic Schedule (Japanese Language Classes Only)

2-year course enrollment				1.5-year course enrollment				1-year course enrollment																
(Mon)	4	5	6	7	8	9	10	11	12	1	2	3	4	5	6	7	8	9	10	11	12	1	2	3
AM	1												Monday to Friday 1st~4th Periods											
	2																							
	3											Twice per week												
	4											3rd~4th Periods												
PM	5	Monday to Friday 5th~8th Periods											Twice per week											
	6												5th~6th Periods											
	7																							
	8																							

Course Selection Guide for University Advancement (for November Entrance Exams)

(Month)	First year											
	4	5	6	7	8	9	10	11	12	1	2	3
University Entrance-related Exams			1st EJU	1st JLPT				2nd EJU	2nd JLPT			
1-year course	2 months		Target score achieved	Passed N2 exam				Entrance examination				
1.5-year course								8-month study period until EJU				
2-year course	14-months of study until EJU											

Sample Weekly Timetable

Required subjects
 Required elective subjects
 Core subjects

First year of the 1 year and 6 month program

		MON	TUE	WED	THU	FRI
AM	1st period 9:30 - 10:15					
	2nd period 10:15 - 11:00					
	3rd period 11:15 - 12:00		January to March Required Elective Subjects (Twice per week) EJU or JLPT Preparation *Days vary by subject			
	4th period 12:00 - 12:45					
PM	5th period 13:35 - 14:20	Home Room	Kanji Vocabulary	Kanji Vocabulary	Kanji Vocabulary	Kanji Vocabulary
	6th period 14:20 - 15:05	Comprehensive Japanese / Japanese Society	Comprehensive Japanese / Japanese Society	Comprehensive Japanese / Japanese Society	Comprehensive Japanese / Japanese Society	Comprehensive Japanese / Japanese Society
	7th period 15:20 - 16:05	Comprehensive Japanese / Japanese Society	Comprehensive Japanese / Japanese Society	Comprehensive Japanese / Japanese Society	Reading	Composition
	8th period 16:05 - 16:50	Comprehensive Japanese / Japanese Society	Comprehensive Japanese / Japanese Society	Comprehensive Japanese / Japanese Society	Reading	Composition

The second year of the 1-year or 1-year-and-6-month program

		MON	TUE	WED	THU	FRI
AM	1st period 9:30 - 10:15	Home Room	Kanji Vocabulary	Kanji Vocabulary	Kanji Vocabulary	Kanji Vocabulary
	2nd period 10:15 - 11:00	Comprehensive Japanese / Japanese Society	Comprehensive Japanese / Japanese Society	Comprehensive Japanese / Japanese Society	Comprehensive Japanese / Japanese Society	Comprehensive Japanese / Japanese Society
	3rd period 11:15 - 12:00	Comprehensive Japanese / Japanese Society	Comprehensive Japanese / Japanese Society	Comprehensive Japanese / Japanese Society	Reading	Composition
	4th period 12:00 - 12:45	Comprehensive Japanese / Japanese Society	Comprehensive Japanese / Japanese Society	Comprehensive Japanese / Japanese Society	Reading	Composition
PM	5th period 13:35 - 14:20		April to December Required Elective Subjects (Twice per week) EJU, JLPT, or BJT preparation *Days vary by subject			
	6th period 14:20 - 15:05					
	7th period 15:20 - 16:05	May to November: Core Subjects (3 times per week) Liberal Arts: English, General Studies, Mathematics Science: English, Science, Mathematics *Days and times vary by subject				
	8th period 16:05 - 16:50					

**"Comprehensive Japanese / Japanese Society" includes content covering conversation, presentations, listening, grammar, and vocabulary, as well as 40 class hours of "Japanese Society".

*For advanced classes, the two periods of "Comprehensive Japanese" will be replaced with "NIE (Newspaper in Education)".

*Core subjects offered from May through November are required for students enrolled in the Preparatory Education Course. Core subjects are also available as optional add-ons for EJU preparation. Tuition is 15,000 yen per subject (once/week); General Studies: 30,000 yen (twice/week). Materials fee separate.

*BJT preparation classes are offered only from July through December

*Science subjects (Physics, Chemistry, and Biology) will only be offered subject to sufficient enrollment.

Second year

4	5	6	7	8	9	10	11	12	1	2	3
		1st EJU	1st JLPT				2nd EJU	2nd JLPT			
		Target score achieved	Passed N2 exam				Entrance examination				
		Target score achieved	Passed N2 exam				Entrance examination				

ACADEMIC / CAREER GUIDANCE

Supporting every student's journey to their dreams.



Each student's goals and desired path are carefully understood, and tailored support is provided accordingly. Homeroom teachers offer personalized pathway advising, document review including personal statements, and practical interview coaching. Guidance staff also provide up-to-date information and various guidance sessions. Additionally, administrative staff conduct individual interview preparation, ensuring a multi-faceted support system that empowers students to approach their next step with confidence.

The Academic / Career Guidance Room, available to students at any time, offers a wide range of reference materials on graduate schools, universities, junior colleges, and vocational schools, with the latest admissions information updated regularly. For students considering advancement to Tokyo International University, informational sessions are held by university admissions staff. Students seeking employment upon graduation are also guided through job search seminars.



CAREER SUPPORT

	04 APR	05 MAY	06 JUN	07 JUL	08 AUG
Higher education	<ul style="list-style-type: none"> • Pathway Information Session • Conduct Pathway Questionnaire • Guidance (EJU Preparation / Choosing Core Subjects) 	<ul style="list-style-type: none"> • Information Session on core subjects for the Examination for Japanese University Admission for International Students (EJU) • Individual Pathway Counseling Session 	<p>1st EJU</p> <ul style="list-style-type: none"> • Academic Advancement Guidance Session • EJU Mock Test & Test Preparation Session 	<p>1st JLPT</p> <ul style="list-style-type: none"> • On-campus Guidance Session (Universities & Vocational Schools) • TIU Advancement Guidance Session 	<ul style="list-style-type: none"> • Designated School Recommendation Entrance Exam Information Session (Announcement of Recommendation Criteria) • Guidance session (Regarding TIU Recommended Admissions)
	<p>Guidance on preparing for admission to Japanese higher education institutions (graduate schools, universities, and vocational schools)</p>	<p>An overview of the EJU, along with explanations of each university's examination system and preparation strategies</p>	<p>An overview on schools participating in on-campus career guidance sessions, which serve as a litmus test for the effectiveness of open campus events</p>	<p>Representatives from universities and vocational schools participate in our on-campus guidance session for students.</p>	<p>Students are encouraged to take advantage of their summer vacation to participate in open campus events and prepare the necessary documents for their admission application, such as their "graduation certificate" and "academic transcript" from their home country.</p>
Employment				<p>Career Event</p> <ul style="list-style-type: none"> • On-campus Guidance Session (Academic/Career) 	<p>Job hunting support</p>
Attend open campus events and/or tours at universities and vocational schools					
	09 SEP	10 OCT	11 NOV	12-02 DEC-FEB	
Higher education	<ul style="list-style-type: none"> • Admission Application Guidance • Personal Statement & Essay Writing Coaching 	<ul style="list-style-type: none"> • In-school Selection for Designated School Recommendation • EJU Mock Tests & Test Preparation Session 	<p>2nd EJU</p>	<p>2nd JLPT</p>	
	<p>Consultation on the preparation of application documents is provided, including checking required materials. Applications for designated school recommendation entrance examinations are also handled.</p>	<p>In-school selection for the designated school recommendation is conducted, followed by comprehensive support throughout the process. Detailed guidance is provided on checking required application documents, preparing application forms, and coordinating with prospective institutions.</p>	<p>Support continues from October, with the addition of mock interview practice in preparation for entrance examinations. Assistance is also provided for students attending online interview examinations.</p>	<p>As the examination period enters its final stage, support continues until every last student achieves a satisfying outcome.</p>	
Employment	<p>Job hunting support</p>				
Interview Coaching / Personal Statement & Essay Writing Reviews					

ACADEMIC ACHIEVEMENTS

As a university-affiliated Japanese language school, thorough and attentive pathway guidance is provided. Beyond the designated schools, graduates have been admitted to graduate schools, universities, and vocational schools throughout Japan, pursuing their dreams and future aspirations.

Graduate School

School Name	Graduate School Name
Graduate School of Tokyo International University	Graduate School of Commerce (Master's Program)
Chiba University Graduate School	Graduate School of Integrated Science and Engineering (Doctoral Program)
Graduate School of Tokyo University of the Arts	Graduate School of International Arts and Creativity
Nagasaki University Graduate School	Master's Program in Public Health
Hiroshima University Graduate School	Graduate School of Human Sociology
Aoyama Gakuin University Graduate School	Graduate School of Accounting Profession
Josai International University Graduate School	Graduate School of International Administration

School Name	Graduate School Name
Takushoku University Graduate School	Graduate School of International Cooperation Studies (Master's Program)
Tokyo Fuji University Graduate School	Graduate School of Business Administration
Graduate School of Physical Education, Nippon Sport Science University	Graduate School of Physical Education
Graduate School of Fashion and Culture	Fashion Creation Major
Hosei University Graduate School	Graduate School of Science and Engineering, Department of Applied Information Engineering (Research Student)
Meiji University Graduate School	Graduate School of Science and Engineering / Graduate School of Political Science and Economics

University

School Name
Tokyo International University
Ehime University
Okayama University
Saitama University
Kyushu University
Aoyama Gakuin University
Asia University
Ashikaga University
Kaichi International University
J. F. Oberlin University
Otemae University
Gakushuin Women's College (now: Gakushuin University)
Kanagawa University
Kyoei University
Kyoto University of Foreign Studies
Kyoto Seika University
Kyoritsu Women's University

School Name
Global Biz Professional University
Kokushikan University
Komazawa University
Sapporo International University
Sanno University
Sophia University
Shonan Institute of Technology
Shobi Gakuen University
Seigakuin University
Seibu Bunri University
Senshu University
Senzoku Gakuen College of Music
Takachiho University
Takushoku University
Tama Art University
Chuo University
Tsukuba Gakuin University (now: Japan International Academy University)

School Name
Teikyo University
Teikyo Heisei University
Digital Hollywood University
Temple University Japan Campus
Tokai University
Tokyo University of Economics
Tokyo University of Technology
Tokyo Polytechnic University
Tokyo Women's University
Tokyo Zokei University
Tokyo City University
Tokyo University of Agriculture
Tokyo University of Science
Toyo University
Tokushima Bunri University
Niigata University of Agriculture and Food Sciences
Nihon University

School Name
Japan University of Economics
Nippon Institute of Technology
Bunka Gakuen University
Bunkyo University
Beijing Language and Culture University Tokyo Campus
Hosei University
Miyazaki International University
Musashino University
Meiji University
Yamanashi Gakuin University
Rikkyo University
Ritsumeikan Asia Pacific University
Lake Land College Japan
Reitaku University
Waseda University

Selected vocational schools

- Nihon Kogakuin (NEEC)
- Bunka Fashion College
- ICS College of Arts
- ECOLE DE PATISSERIE DE TOKIO
- Tsuji Culinary Institute (Osaka)
- Tokyo Technical Automobile College
- Tokyo Beauty Art College
- SHOBI College of Music
- TOHO GAKUEN Media Training College
- Toyota Technical College Tokyo
- NIHON-KASHI confectionery College
- Japan Hotel School

DESIGNATED SCHOOL RECOMMENDATION

The Designated School Recommendation is an exclusive admissions system built on a relationship of trust between universities or vocational schools and Japanese language schools, open only to students enrolled at designated institutions. Applicants must obtain a recommendation from the school principal, after which universities and vocational schools conduct screenings through document review, interviews, and other assessments.

Our school has been granted a significant number of designated recommendation slots from many institutions, including Tokyo International University. Compared to general entrance examinations, the Designated School Recommendation offers a higher likelihood of acceptance and many of our students take advantage of it every year.

Sample of designated school recommendations

Tokyo International University
School of Commerce / School of Economics / School of Language and Communication / School of International Relations / School of Human and Social Sciences

Toyo University
Faculty of Global and Regional Studies

Meiji University
School of Global Japanese Studies

Hosei University
Faculty of Lifelong Learning and Career Studies / Faculty of Engineering and Design

Tokyo Woman's Christian University
School of Arts and Sciences

Gakushuin University
Faculty of International Social Sciences

A wide range of vocational school recommendation options is also available

Ohara Bookkeeping School / Japan Electronics College / Tsuji Culinary Institute (Tokyo) / JTB Tourism Business College / Toyo Institute of Art & Design / Tokyo Animation College / Yomiuri College of Car Mechanic, etc.

For details on academic achievements and designated school recommendations, please refer to the school website.



*2026 Academic Year Admission Results



TOKYO INTERNATIONAL UNIVERSITY SPECIAL RECOMMENDATION SYSTEM

As an affiliated Japanese language school of Tokyo International University, the school offers a Special Recommendation Admissions system that enables progression to Tokyo International University.

Under this system, application eligibility is granted exclusively to the school's students, and—with a recommendation from the school principal—admission is, in principle, assured.

Support programs such as an application-fee waiver and tuition reductions are also available, allowing students to start university life with confidence. In addition, pathways for transfer admission and graduate study are open to students who already hold a bachelor's degree.



Special Bridge Program (BP)

Comprehensive Support for Admission to TIU

The Special Bridge Program (BP) is a unique program exclusive to our school as a university-affiliated institution, designed for those who wish to enroll at Tokyo International University but have not yet reached the required Japanese language proficiency level.

For students who have set Tokyo International University as their first-choice school and demonstrate outstanding motivation, aspirations, and critical thinking, our school is committed to developing their Japanese language proficiency and supporting every student toward successful admission to Tokyo International University.

Benefits available at TIUJ

BP admission scholarship

- Full exemption from admission fee (100,000 JPY) for those who have 270 points or higher in the EJU Japanese section or who have passed JLPT N1 at the time of application.
- Half exemption from the admission fee (50,000 JPY) for those with 240 points or higher in the EJU Japanese section or who have passed JLPT N2 at the time of application
- Students who have 220 points or higher in the EJU Japanese section or who have passed JLPT N3 at the time of application will receive a 50% waiver of the admission fee (50,000 JPY). This amount will be refunded once enrollment procedures at Tokyo International University have been completed.

Study Incentive Support

- The full examination fee for the JLPT taken while enrolled at our school will be covered (up to a maximum of 3 times).
- The tuition fee for one subject will be covered from among the following basic subjects: English, Mathematics, Japan & the World, Physics, Chemistry, and Biology.

*The study incentive grant will be awarded upon completion of the BP program.

Accelerated grade system to Tokyo International University

Students who reach JLPT N2 level or above by the time of the second entrance examination may be able to enroll in Tokyo International University before completing the Japanese language program. In other words, depending on individual progress, the total period of study ("Japanese language school + university") can be shortened, helping reduce overall costs such as tuition and living expenses.

Benefits available when entering Tokyo International University

Students from our school who advance to Tokyo International University will be granted the following financial support (benefits)

Tuition and Other Fee Reduction

	School of Business and Commerce	School of Economics/Language Communication/International Relations/Human and Social Sciences
Examination Fee	Exemption (Only web application processing fee will be charged)	Exemption (Only web application processing fee will be charged)
Admission Fee	Half-price exemption	Half-price exemption
Tuition	30% reduction in tuition fees for each semester for four years	Tuition exemption for the spring semester at the time of enrollment
Facility fee	Facility fee exemption for the spring semester at the time of enrollment	Facility fee exemption for the spring semester at the time of enrollment

*Students admitted to the Faculty of Commerce in the 2026 academic year entrance examinations can receive a tuition reduction of 1,300,000 yen over four years.

Scholarships to encourage further study

- Four students who enroll in Tokyo International University will receive a 100,000 JPY from Kasumi-kai scholarship (Tokyo International University Alumni Association)

Affiliated Japanese School Recommendation Entrance Exam

Eligible with JLPT N2 or expected equivalent by enrollment.

Students who choose Tokyo International University as their next higher education can take the "Recommendation Entrance Exam for the Affiliated Japanese Language School" in addition to the "International Student Entrance Exam". The affiliated school recommendation has a much higher chance of admission than the International Student Entrance Exam, so please make use of this privilege that is only available to students who have enrolled at our school.

A major feature of the "Recommendation Entrance Exam for the Affiliated Japanese Language School" is that, students at our school can apply even if they have not yet passed N2 at the time of the first term entrance exam by receiving a certificate from our school's faculty that they are "expected to reach N2 or above by the time of university enrollment", whereas the "International Student Entrance Exam", which is held at the same time as the first term entrance exam, requires students to have passed N2 (JLPT) or above as a condition to apply.

Another major feature is that even if you are unable to obtain a recommendation letter from our school's principal at the time of the first term entrance exam, there is another chance in February for the second term entrance exam. While general applicants only have one "International Student Entrance Exam" per year, our school students have two chances.

Benefits available when entering Tokyo International University

Students from our school who advance to Tokyo International University will be granted the following financial support (benefits)

Tuition and Other Fee Reduction

	School of Business and Commerce	School of Economics/Language Communication/ International Relations/Human and Social Sciences
Examination Fee	Exemption (Only web application processing fee will be charged)	Exemption (Only web application processing fee will be charged)
Admission Fee	Half-price exemption	Half-price exemption
Tuition	30% reduction in tuition fees for each semester for four years	Tuition exemption for the spring semester at the time of enrollment
Facility fee	Facility fee exemption for the spring semester at the time of enrollment	Facility fee exemption for the spring semester at the time of enrollment

*Students admitted to the Faculty of Commerce in the 2026 academic year entrance examinations can receive a tuition reduction of 1,300,000 yen over four years.

Academic Advancement Scholarship

- Four students who enroll in Tokyo International University will receive a 100,000 JPY from Kasumi-Kai scholarship (Tokyo International University Alumni Association)

Bachelor's Entrance (3rd year)/Transfer Entrance (2nd year)

Even after graduating from a university in one's home country, it is possible to study at a Japanese university through "Bachelor's Entrance" at Tokyo International University.

When enrolling at Tokyo International University via "Bachelor's Entrance" (as a third-year student), credits earned at the previously attended university are recognized as a lump sum (62 credits) rather than on a subject-by-subject basis. This allows enrollment in a faculty of choice at Tokyo International University — including faculties in different academic fields from the previous degree — regardless of the prior university's faculty.

Graduate School Entrance

For those seeking deeper academic pursuits — such as developing research skills in a specialized field or acquiring expertise required for highly professional careers — graduate school is recommended.

Professors from Tokyo International University Graduate School are available to provide personalized consultations for prospective students, helping to ease any concerns prior to enrollment.

EVENT

Discover Japan and Enjoy with Friends

Japanese Language School Affiliated with Tokyo International University organizes various activities throughout the year to help students gain a deeper understanding of Japan through hands-on experiences with Japanese culture. These activities are popular not only as opportunities to learn about Japanese culture, but also as an enjoyable break from academic studies.



- Field Trip (Kawagoe)
- Club Activities & Club Experience
- Cultural Excursions (Noh / Kabuki)
- Tanabata Bamboo Decoration
- Hokkaido Homestay
- Tokyo International University International Festival
- Japanese Speech Contest for International Students (Tokyo International University International Festival)
- Grand Sumo Tournament
- Graduation Tea Ceremony, and more

CLUB

Experience Japanese culture

In addition to regular classes, extracurricular activities (clubs) are offered to provide students with opportunities to explore Japanese traditional culture and customs from a variety of perspectives. Japan may inspire many different impressions and expectations — through hands-on experiences, students are encouraged to discover new aspects of the country for themselves.



Kado
(Flower arranging)

Sado
(Japanese tea ceremony)

Shodo
(Calligraphy)

Kitsuke
(Kimono dressing)

CAMPUS FACILITIES

Wi-Fi is available throughout the campus. The campus features a Library & Computer Room and a self-study corner. Classrooms are also open for self-study outside of class hours.



School Building Entrance



First-floor Lobby



Amenities



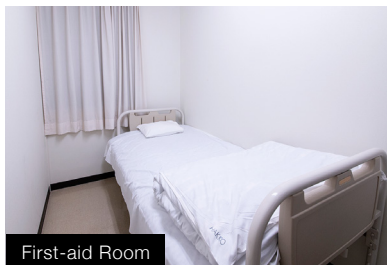
Classroom



School Office



Library & Computer Room



First-aid Room



Japanese Tea Room



Terrace



LIFE in JAPAN

School Dormitory

Multiple partner student dormitories are available, allowing residents to live with peace of mind under a management system operated by leading companies. All rooms are private and fully furnished, with internet access provided. Meals and hygiene are also carefully considered. Living together with both international and Japanese students enables natural learning of Japanese and everyday customs while building meaningful connections.

Monthly rent / living expenses

Average rent in Tokyo's 23 wards varies greatly depending on the area and the type of layout. Outside the 23 wards (the Tama area) and in nearby suburbs of the Greater Tokyo area, the average rent for a one-room apartment is generally much lower than within the 23 wards.



- Nerima Ward (Tokyo): 64,000 yen~
- Tachikawa, Kokubunji, and Chofu (Tokyo): 60,000-80,000 yen
- Omiya and Urawa (Tokyo): 50,000-60,000yen
- Shinjuku Ward (Tokyo): 96,000yen~

The amount varies depending on your lifestyle, but below is an estimate of monthly living expenses other than housing costs.


Meals
30,000~40,000yen (mainly self-catering)

Utilities
approx. 8,000yen

Other expenses (transportation, entertainment, miscellaneous)
20,000~30,000yen

When working part-time

"Permission to Engage in Activity Other Than That Permitted under the Status of Residence Previously Granted" can be applied for upon arrival in Japan or at a Regional Immigration Bureau. With this permission, part-time work of up to 28 hours per week is permitted. However, employment at establishments related to the adult entertainment industry is strictly prohibited. For reference, as of February 2026, the minimum wage in Tokyo is 1,226 yen per hour.



Admission Guidelines

Enrollment Capacity and Application Deadline

Course	Admission Period	Course Duration	Capacity	Application Deadline
Academic Japanese Course for Higher Education(1-Year)	April	1year	40 people	Late October
Academic Japanese Course for Higher Education(1.5-Year)	October	1 year and 6 months	80 people	Late May
Academic Japanese Course for Higher Education (2-Year)	April	2year	100 people	Late October
Preparatory Education Course (1-Year)	April	1year	20 people	Please contact us
Preparatory Education Course (1.5-Year)	October	1 year and 6 months	20 people	Please contact us

Admission Requirements

Applicants who possess the following Japanese language proficiency at the time of enrollment, and are recognized as being in good physical and mental health with a strong motivation to learn.

Academic Japanese Course for Higher Education

Applicants must meet at least one of the following criteria:

- 1 Individuals who have completed 12 years of formal school education in their home country.
- 2 Individuals who possess the qualifications to enter higher education institutions (such as universities, junior colleges, vocational schools) under the education system of their home country.

Preparatory Education Course

Applicants who have completed 10 or 11 years of education in their home country and intend to enroll in a Japanese higher education institution (such as a university, junior college, or a specialized course at a specialized training college).

*Enrollment in Japanese higher education institutions requires completion of 12 years of education. This program is intended for individuals who have not completed the standard 12-year course of study.

Screening Method

- 1 Through document screening and an interview, the applicant's Japanese language ability, financial capability, adaptability to the school's learning environment, clarity of study purpose, and other relevant factors will be assessed.
- 2 Applicants who are unable to provide an official Japanese language proficiency certificate are required to take a school-designated online test and interview.

Required Japanese Language Proficiency for Admission

Course	Japanese Language Proficiency	
	Students from Kanji-using countries	Students from non-Kanji-using countries
Academic Japanese Course for Higher Education(1-Year)	CEFR A2 (equivalent to JLPT N4) or higher	CEFR B1 (equivalent to JLPT N3) or higher + proficiency in approximately 650 kanji characters
Academic Japanese Course for Higher Education(1.5-Year)	CEFR A1 (equivalent to JLPT N5) or higher	CEFR A2 (equivalent to JLPT N4) or higher + proficiency in approximately 300 kanji characters
Academic Japanese Course for Higher Education (2-Year)	CEFR A1 level (equivalent to JLPT N5) or higher, with the ability to read and write hiragana and katakana without difficulty	CEFR A1 (equivalent to JLPT N5) or higher + proficiency in approximately 100 kanji characters
Preparatory Education Course (1-Year)	CEFR A2 (equivalent to JLPT N4) or higher	CEFR B1 (equivalent to JLPT N3) or higher + proficiency in approximately 650 kanji characters
Preparatory Education Course (1.5-Year)	CEFR A1 (equivalent to JLPT N5) or higher	CEFR A2 (equivalent to JLPT N4) or higher + proficiency in approximately 300 kanji characters

Application Documents

Documents Related to the Applicant

- 1 Application Form (School-specified form)
- 2 Resume (School-specified form)
- 3 Original copy of the graduation certificate or certificate of expected graduation from the applicant's most recent educational institution
- 4 Official academic transcript from the applicant's most recent school (covering all academic years)
- 5 Copy of Passport
- 6 Three ID photos or digital facial photo data (4 cm × 3 cm)
Must be taken within the last 3 months and unedited.
- 7 Japanese proficiency test certificate
CEFR A1/A2 (equivalent to JLPT N5/N4) must have been obtained within the last two years; CEFR B1 (equivalent to JLPT N3) or higher has no time limit
- 8 Consent Form Regarding the Acquisition and Handling of Personal Information (School-specified form)
- 9 Pledge Form (School-specified form)
- 10 20,000 Yen Application fee

*Required to submit all or part of the application documents.

*Required application documents vary depending on your nationality and the circumstances of your financial sponsor. Please inquire with our overseas offices for details.

*Application documents must be prepared in Japanese or English only. (Preferably in Japanese)

Documents Related to the Financial Sponsor

- 1 Financial Support Statement
(School-specified form; document related to tuition payment)
- 2 Certificate of Guarantee (School-specified form)
- 3 Bank balance certificate
- 4 Tax payment certificate or income certificate for the most recent year
- 5 Certificate of Employment (for company employees), Business License or Company Registry Certificate (for business owners)
- 6 Document proving relationship with the applicant
(e.g., birth certificate, family register, etc.)
- 7 Consent Form Regarding the Acquisition and Handling of Personal Information (School-specified form)
- 8 Pledge Form (School-specified form)
- 9 Residence certificate (if residing in Japan)
- 10 Copy of Residence Card (if residing in Japan)

Regarding Tuition Payments and Refunds

- 1 Details regarding tuition payment will be provided individually by the Overseas Office or partner agency after the Certificate of Eligibility (COE) is issued.
- 2 Tuition fees paid will not be refunded under normal circumstances. For applicants who withdraw from enrollment before entering Japan due to unavoidable circumstances, tuition fees and facility maintenance fees for the month following the month in which notification of withdrawal was received will be refunded.
- 3 Children or relatives (including parents and children, siblings, nieces/nephews, and cousins) of school's graduates or current students will receive a full waiver of the admission fee (100,000 JPY). *
- 4 Students who hold the required Japanese language qualification at the time of enrollment will receive an Academic Advancement Scholarship, which covers either the full or half amount of the admission fee. For further details, please refer to the scholarship section. *
- 5 Participation in extracurricular club activities or off-campus events is optional, and additional fees may apply.

*The maximum amount of the admission fee waiver is 100,000 Yen.

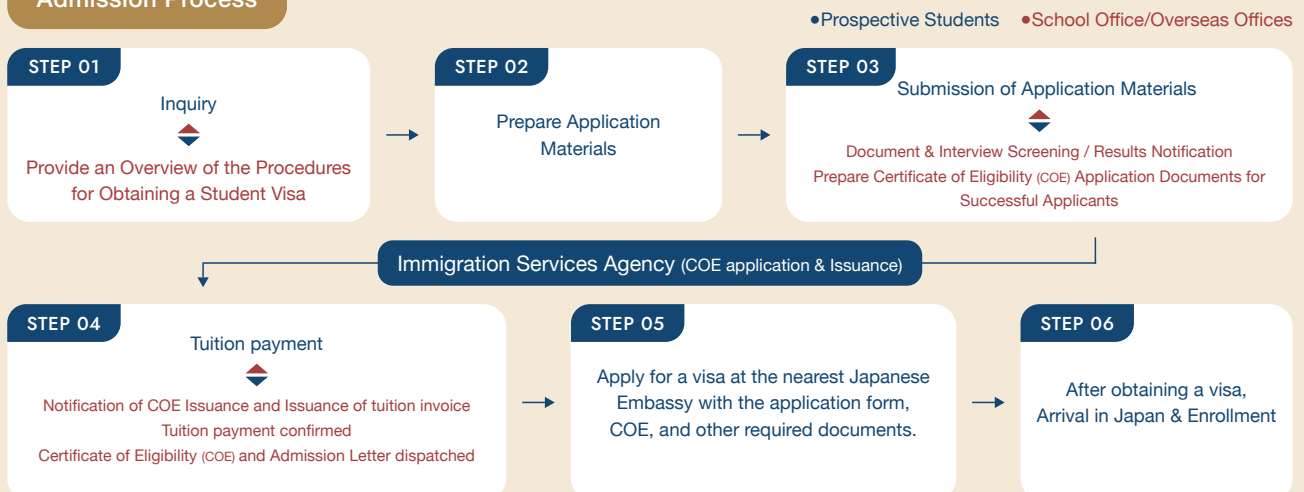
Bank Information for Tuition Payments

Bank Name	MUFG Bank, Ltd.	Bank Code	0005
Branch Name	Takadanobaba-Ekimae Branch	Branch Code	657
Account Number	Ordinary Deposit (Futsu Yokin Koza) 0591358	Account Name	Japanese Language School Affiliated with Tokyo International University
SWIFT Code	BOTKJPJT	Bank Address	3-2-3Takadanobaba, Shinjuku, Tokyo

Please transfer tuition to the account above (transfer fees are at the student's expense).

When making a transfer (including international remittances), please ensure the student's ID number and name are used.

Admission Process



Tuition and Fees

Academic Japanese Course for Higher Education (1-Year) April intake

Payment Method	Pay in Full	Pay in Installments		
		Category / Deadline	March	[1st Payment] March
Admission Fee	100,000yen		100,000yen	-
Tuition	760,000yen		380,000yen	380,000yen
Facility Maintenance Fee	40,000yen		20,000yen	20,000yen
Textbook Fee	15,000yen		15,000yen	-
Total	915,000yen		515,000yen	400,000yen

Academic Japanese Course for Higher Education (1.5-Year) October intake

Payment Method	Pay in Full	Pay in Installments			
		Category / Deadline	September of the 1st Year	[1st Payment] September	[2nd Payment] February of the following year
Admission Fee	100,000yen		100,000yen	-	-
Tuition	1,140,000yen		380,000yen	380,000yen	380,000yen
Facility Maintenance Fee	60,000yen		20,000yen	20,000yen	20,000yen
Textbook Fee	18,000yen		18,000yen	-	-
Total	1,318,000yen		518,000yen	400,000yen	400,000yen

Academic Japanese Course for Higher Education (2-Year) April intake

Payment Method	Pay in Full	Pay in Installments				
		Category / Deadline	March of the 1st Year	[1st Payment] March	[2nd Payment] August	[3rd Payment] February of the following year
Admission Fee	100,000yen		100,000yen	-	-	-
Tuition	1,480,000yen		370,000yen	370,000yen	370,000yen	370,000yen
Facility Maintenance Fee	80,000yen		20,000yen	20,000yen	20,000yen	20,000yen
Textbook Fee	20,000yen		20,000yen	-	-	-
Total	1,680,000yen		510,000yen	390,000yen	390,000yen	390,000yen

Preparatory Education Course (1-Year) April intake

Payment Method	Pay in Full	Pay in Installments		
		Category / Deadline	March	[1st Payment] March
Admission Fee	100,000yen		100,000yen	-
Tuition	810,000yen		405,000yen	405,000yen
Facility Maintenance Fee	40,000yen		20,000yen	20,000yen
Textbook Fee	20,000yen		20,000yen	-
Total	970,000yen		545,000yen	425,000yen

Preparatory Education Course (1.5-Year) October intake

Payment Method	Pay in Full	Pay in Installments			
		Category / Deadline	September of the 1st Year	[1st Payment] September	[2nd Payment] February of the following year
Admission Fee	100,000yen		100,000yen	-	-
Tuition	1,190,000yen		410,000yen	390,000yen	390,000yen
Facility Maintenance Fee	60,000yen		20,000yen	20,000yen	20,000yen
Textbook Fee	23,000yen		23,000yen	-	-
Total	1,373,000yen		553,000yen	410,000yen	410,000yen

*The tuition fees listed are currently being filed with the relevant supervisory authorities.

Short-Term Auditing Course

Period	Tuition (APR, OCT intake)	Tuition (JAN, JUL intake)	Capacity	Application Deadline
1 month	160,000yen	160,000yen	Several	Please contact us
2 month	230,000yen	200,000yen		
3 month	300,000yen	250,000yen		

*No admission fee or application fee is required.

*Tuition fees must be paid in full before the course starts: installment payments are not permitted. Furthermore, no refunds will be issued in the event of withdrawal from the course midway.

*Students who attend a three-month short-term auditing program starting in January or July and subsequently enroll in the regular course in April or October will receive a 50% waiver of the admission fee (50,000 JPY).

Admission Requirements

- 1 Possess the following Japanese language proficiency:
 - [April] CEFR A1 (equivalent to JLPT N5) or higher
 - [July / October / January] CEFR A2 (equivalent to JLPT N4) or higher
- 2 Individuals capable of adapting to our school's learning environment

Short-Term Experience Program

Period	Tuition	Capacity	Session Dates
25 days	110,000yen (Registration and Textbook fee included)	15 students per class	Held several times a year details available on the official website

Scholarship

School Scholarship

Name	Eligible Students	Amount, Period, Number of People
Scholarships for Japanese Exam Excellence	Awarded to students who achieved the top three scores in the school on the JLPT (N1) and the EJU in each session.	<ul style="list-style-type: none"> • 1st place: 30,000yen • 2nd place: 20,000yen • 3rd place: 10,000yen Total: 12 recipients (multiple awards may be granted to the same student).
Study Support Scholarship	Awarded to students who demonstrate outstanding character and academic achievement but face financial hardship in covering tuition costs.	20,000/month (for 5 months) Up to 5 people
Academic Advancement Scholarship	Granted to applicants who meet the following requirements at the time of application and intend to pursue further study at a university or graduate school in Japan after graduating from the school. (A) EJU Japanese Language section score of 270 or higher, or JLPT N1 qualification (B) EJU Japanese Language section score of 240 or higher, or JLPT N2 qualification	(A) Full exemption of the school's admission fee (B) Half exemption of the school's admission fee
BP admission scholarship (Special Bridge Program to Proceed to Tokyo International University (BP))	Applicants who have 220 points or higher in the EJU Japanese section or who have passed JLPT N3 at the time of application will receive a 50% waiver of the admission fee (50,000 JPY). This amount will be granted once enrollment procedures at Tokyo International University have been completed.	Refund of half the school's admission fee

Other Scholarships

Name	Eligible Students	Amount, Period, Number of People
Monbukagakusho Honors Scholarship (Academic Japanese Course for Higher Education)	Japan Student Service Organization (JASSO)	30,000 yen per month (1 year while enrolled at this school)
Reservation Program for Monbukagakusho Honors Scholarship for Privately-Financed International Students (For examinees who achieve a superior score on the EJU)	Japan Student Service Organization (JASSO)	48,000 yen/month (for the first year after advancing to university, etc.) Amount subject to change
LSH Asia Scholarship	(NPO)LSH Asia Scholarship Foundation	100,000yen (5 months period from August to December of the relevant fiscal year)
Semmoto Scholarship	Frances & Sachio Semmoto Foundation	50,000 yen per month (Covering the six-month period from October of the current fiscal year through March of the following year)
Kyoritsu Maintenance Scholarship	Kyoritsu International Foundation	70,000 yen per month (1 year while enrolled at this school)
Takayama International Education Foundation (TIEF) Scholarship	Takayama International Education Foundation (TIEF)	130,000 yen per month (1 year while enrolled at this school)
Tokyo International University Kasumi-kai Scholarship	Tokyo International University Kasumi Association	100,000 yen

*As of 2026.

OVERSEAS OFFICES

Taiwan

Taiwan Main Office No. 381, Wuquan Road, North District, Taichung City, Taiwan
TOLL-FREE:(0800)024566 TEL:(04)2203-0333
FAX:(04)2208-6333 MOBILE:(0916)252-168 EMAIL:tilc@jpschool.com.tw LINE ID:0422030333

Taipei Office 8th Floor, No. 50, Section 2, Nanjing East Road, Zhongshan District, Taipei City, Taiwan
TEL:(02)2568-3033 FAX:(02)2568-2033 MOBILE:(0975)690-983 EMAIL:jenniferwa07@gmail.com

Kaohsiung Office No. 95, Ersheng 2nd Road, Qianzhen District, Kaohsiung City, Taiwan
TEL:(07)332-1123 MOBILE:(0983)401-225 EMAIL:Zxc0983401225@yahoo.com

Japan Office for Taiwan 4-23-23 Takadanobaba, Shinjuku-ku, Tokyo 169-0075
EMAIL:3501103.k@gmail.com LINE ID:jpschool

South Korea

Korean Office 401, Goryeo B/D 91, Saemunan-ro, Jongno-gu, Seoul, 03182 Korea
TEL:(02)732-8101 FAX:02-738-6645 MOBILE:010-3868-9338 EMAIL:hktuijls@gmail.com KakaoTalk ID:kkmaij

Malaysia

Penang Office 40-42 SOLOK TAVOY, 10050 PENANG, MALAYSIA
TEL:+60-4 -2260701 MOBILE:+60-16-452-5911 EMAIL:datolimmeelee@gmail.com

Kuala Lumpur Office 30, JALAN HELANG 7, BANDAR PUCHONG JAYA, 47170 PUCHONG, SELANGOR, MALAYSIA
MOBILE:+60-12-221-9053 EMAIL:serenatanbl@gmail.com

Thailand

Thailand Office 842/59 SOL PRADOO 36, RAMA 3 ROAD, BANGKLO BANGKHOHLAEM, BANGKOK, 10120 THAILAND
TEL:02-692-6166 FAX:02-688-5674 EMAIL:techin668@yahoo.com

Partner Agencies

Myanmar J'Hesperus Company Limited
NO (32), ROOM 3G & 3K, 3 FLOOR, PYAE SONE CHAN THAR CONDO-1, OKE KYIN BU TAR YONE STREET, 13 WARD, HLAING TSP,
YANGON, MYANMAR
TEL:+95 9 40080 8300 EMAIL:jhesperusjla@gmail.com

Vietnam JELLYFISH Vietnam
Web 3 Tower, No.15, Lane 4, Duy Tan Street, Cau Giay Ward, Ha Noi City
TEL:+84 (0243) 7955.846 EMAIL:thuyduong@jellyfish-g.co.jp

Malaysia (Johor) EDU DOTCOM
NO. 86A, JALAN NB2 1/4, TAMAN NUSA BESTARI 2, 81300, SKUDAI, JOHOR, MALAYSIA
TEL:+6016-7023776 EMAIL:edudotcom@hotmail.co.jp

Philippines JELLYFISH EDUCATION PHILIPPINES
902A PHILIPPINE STOCK EXCHANGE CENTER, EAST TOWER, EXCHANGE ROAD ORTIGAS CENTER, PASIG CITY 1605 PHILIPPINES
TEL:+63-2-8689-1928 EMAIL:jellyfishphils@gmail.com

Indonesia EVERGREEN JAPANESE COURSE
Jl.Kartini 2 No. 34B, Jakarta Pusat 10710 INDONESIA
TEL:+62-21-380-5995 EMAIL:kursus.evergreen@gmail.com

Nepal Inbound Japan Co., Ltd.
Fumi Building 4F, 4-9-14 Takadanobaba, Shinjuku-ku, Tokyo
TEL:03-5937-3395 EMAIL:support@inbound-j.com

Sri Lanka Akatsuki Japanese Language Institute
No.17 Pulinathalarama road, Magammana, Ragama, Magammana, Sri Lanka 11010
TEL:+94-112-930-311 EMAIL:info@akatsukisl.com

Russia Corps of Executives Far East Russia(CEFER)
10 Nerchinskaya Str, Suit 202, Vladivostok, 690106 Russia
TEL:+7(423)243-99-15 EMAIL:cefer@cefer.ru

Singapore IPOZENSIN
170 WOODLANDS STREET 11 #12-57, SINGAPORE
TEL:+65-9004-1029 EMAIL:Mattchia96@gmail.com

東京國際大學 附屬 日本語学校

4-23-23 Takadanobaba, Shinjuku-ku, Tokyo 169-0075
TEL:03-3371-6121 FAX:03-3371-6125 <https://www.jpschool.ac.jp/>

